

Series EC 65

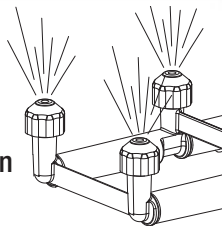


EC 65

Compact size. Produces up to 63 kgs. of standard size cubes; 68 kgs. of large size cubes of ice every 24 hours with a storage capacity of 44 kgs. Ideal for any small-volume ice need



- Spray style evaporator design for individual ice cube formation



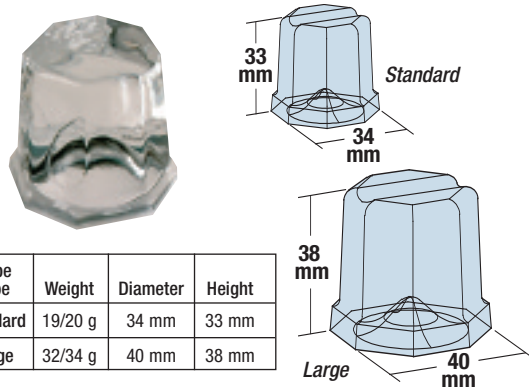
- Attractive Manitowoc stainless steel cabinet design with textured ABS accents
- Easy access door, slides up and out of the way
- Cleaning and sanitizing capability
- Front air intake and exhaust facilitates installation undercounter or as built-in
- 2-year parts warranty

Manitowoc Series EC 65

Model	Cube Size	Condenser	Potable Water Usage Liter/10 kgs.	Power kWh/10 kgs	Storage Bin Capacity
EC-S065A	Standard	Air	18	0.99	44 kgs
EC-G065A	Large	Air	15	0.99	44 kgs
EC-S065W	Standard	Water	19	0.874	44 kgs
EC-G065W	Large	Water	14	0.874	44 kgs

Number of individual cubes/cycle: 40 cubes.

2 Cube Sizes Available



Cube Type	Weight	Diameter	Height
Standard	19/20 g	34 mm	33 mm
Large	32/34 g	40 mm	38 mm

Ice Machine Electric

230/50/1 or 230/60/1.

Total Amps (50 and 60 cycle)

Air-cooled – 4.2 amps.

Water-cooled – 3.8 amps.

Maximum fuse size:

Air and Water-cooled – 10 amps.

24-HOUR PRODUCTION

AIR-COOLED UNITS

air temp	Standard Cube			Large Cube		
	water temp	water temp	water temp	water temp	water temp	water temp
°C	10°	20°	30°	10°	20°	30°
10°	59			68		
20°	50	44	38	55	50	44
30°	43	37	31	46	41	37

Specifications

BTU Per Hour:

2,875 (average) 4,840 (peak)

Compressor:

Nominal rating: 0.33 HP

Operating Limits:

- Ambient Temperature Range 10-43°C.
- Potable Water Temperature Range 10-40°C.
- Potable Water Pressure Ice Maker Water In:
 - Min 1.4 bar
 - Max 5.5 bar

• Condenser Inlet Water In:

- (water-cooled model)
- Min 1.4 bar
- Max 10.3 bar

Refrigerant:

R-404A

Ice Storage:

One piece bin liner (seamless) polyethylene.

Insulation:

Foamed-in-place with CFC-FREE foam.



24-HOUR PRODUCTION

WATER-COOLED UNITS

air temp	Standard Cube			Large Cube		
	water temp	water temp	water temp	water temp	water temp	water temp
°C	10°	20°	30°	10°	20°	30°
10°	53			59		
20°	52	43	34	57	53	50
30°	50	41	32	54	51	47

Levelers




Levelers



Legs

Levelers standard. Adjustable legs from 101-152 mm optional.



- Ⓐ Water-cooled Condenser Inlet
- Ⓑ Electrical
- Ⓒ Drain
- Ⓓ Water-cooled Condenser Outlet
- Ⓔ Potable Water Inlet

Water inlet hose supplied with machine: 3/4" female pipe thread/2 meters long. Drain hose supplied with machine: 22.22 mm hose/2 meters long.

Installation Clearance None required top and sides but allow space for water supply, drain, and electrical connection in back.

©2005 Manitowoc 3150. Continuing product improvement may necessitate change of specifications without notice.

3150



MANITOWOC FOODSERVICE EUROPE sr.l.
 Viale Edison, 13 20090 Trezzano sul Naviglio (MI)
 Tel +39-02-48401756 • Fax +39-02-4450784
 Visit us online at www.manitowocice.com
www.icetronic.it • europe@manitowocice.com

